



## How to Submit an Event Request From the Mazévo Website

Based upon the permissions granted to your user account, you may be able to submit requests for new events, including event details, directly from the Mazévo website.

### Overview

The Mazévo website lets you view requests you've submitted and submit new requests. **Please note:** In Mazévo, you can only access the roles specified in your AU credentials. If you can't log in or access the request role, ask your account administrator to edit your user permissions.

### To submit a request through the Mazévo website:

1. [Log in to the Mazévo website.](#)
2. Click **Add New Request.**

### Enter Event Information

ADD NEW EVENT Cancel

EVENT INFORMATION

Event Name

Organization

Number Of People

Next >

1. Type the **event name**.
2. Select the **organization**. You'll only be able to see organizations for which the Mazévo administrator has allowed you to make requests.
3. Indicate the **number of people** who will attend the event. This is required and will show you rooms accommodating that number of people.

**Enter the Date and Time of the Event**

1. Select the **start time** and **end time**.
2. Select the **dates**. To indicate this is a recurring event, select an option from the Repeat drop-down menu or click the recurring dates on the calendar.
3. Click **Next**.

## Select an Available Location

The screenshot shows the 'ADD NEW EVENT' form with the following details:

- EVENT INFORMATION: Department Meeting
- WHEN: 2:00 PM to 4:00 PM - Tue May 5, 2020 to Wed May 6, 2020
- WHERE: Building
- Building input field: Conference Center
- Find Rooms button
- Search for a room input field

1. Select one or more **buildings** in which you wish to schedule rooms.
2. Click **Find Rooms**. You'll be presented with a list of available rooms for every date that you selected at the requested time. Rooms that are not available will be displayed on the tab labeled **Unavailable Rooms** with a reason why the room is not selectable. *You can search available rooms for rooms with certain features by entering text in **Search for a room**.*
3. Click the **box** next to the room or rooms you want to request.
4. Click **Next**.

If a room you want to request is not displayed in the list, it will be for one of the following reasons:

- The room is not available for any of the dates you selected.
- The number of people you entered violates the capacity of the room.
- The time that you requested exceeds the hours that the building is open.
- One or more dates you selected fall on a holiday or when the building is closed.
- Your permissions do not give you access to request that room.

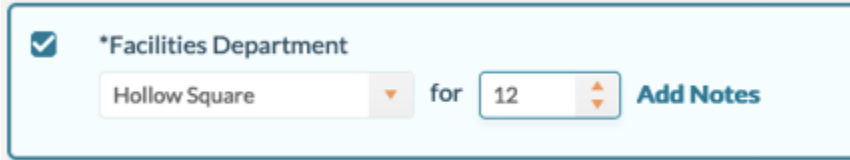
## Select Furniture and/or Audio Visual Services

The screenshot shows the 'ADD NEW EVENT' form with the following details:

- EVENT INFORMATION: Department Meeting
- WHEN: 2:00 PM to 4:00 PM - Tue May 5, 2020 to Wed May 6, 2020
- WHERE: Meeting Room 1
- SERVICE PROVIDERS:
  - \*Facilities Department
  - Audio Visual
- Skip button

1. If no service providers are displayed after selecting a room, none are available for your request. See [Answer Questions](#) below. If no services are needed for your request, you can also click Skip to continue to the Answer Questions part of the process.
2. Click the **box** next to any service provider you wish to request.

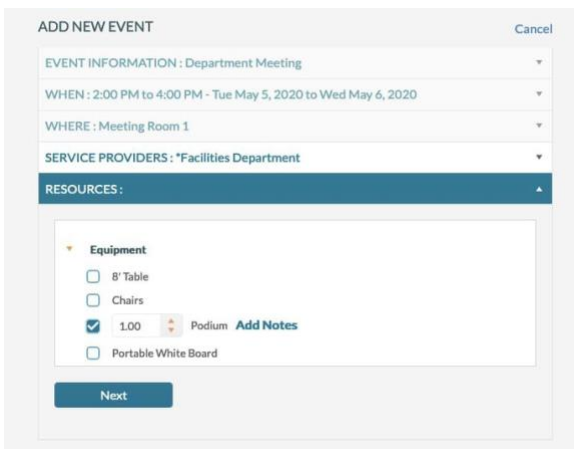
3. Enter the **service or setup type** and the **number of people** it is for. Depending on your selection, you may not be prompted for a service type.



\*Facilities Department  
Hollow Square for 12 Add Notes

4. Click **Next**.

## Select Resources



ADD NEW EVENT Cancel

EVENT INFORMATION : Department Meeting

WHEN : 2:00 PM to 4:00 PM - Tue May 5, 2020 to Wed May 6, 2020

WHERE : Meeting Room 1

SERVICE PROVIDERS : \*Facilities Department

RESOURCES :

Equipment

8' Table

Chairs

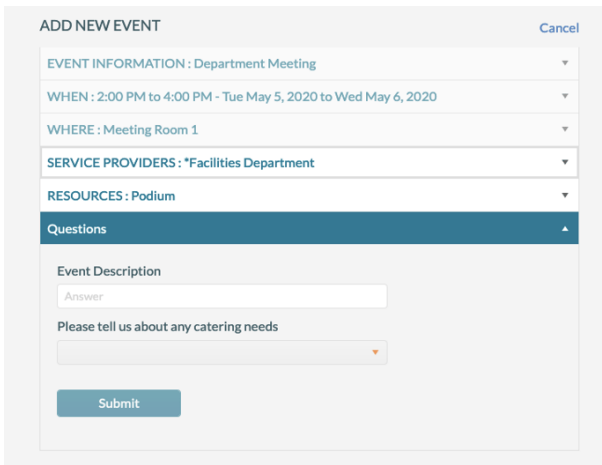
1.00 Podium Add Notes

Portable White Board

Next

1. Check the **box** next to any resources you wish to select.
2. Indicate a **quantity**.
3. Enter **notes** (if appropriate).
4. Click **Next**.

## Answer Questions



ADD NEW EVENT Cancel

EVENT INFORMATION : Department Meeting

WHEN : 2:00 PM to 4:00 PM - Tue May 5, 2020 to Wed May 6, 2020

WHERE : Meeting Room 1

SERVICE PROVIDERS : \*Facilities Department

RESOURCES : Podium

Questions

Event Description

Answer

Please tell us about any catering needs

Submit

1. Respond to any **questions** listed. If no questions are displayed, you can submit the request.
2. Click **Submit**.

Once your request is submitted, it will be listed under My Events as Pending. You'll be notified by email

once the request has been reviewed and approved or declined.